

	SCHEDA TECNICA TECHNICAL SHEET	Date: 11/05/2015	Rev 0

Codice / Code: H38928	Descrizione / description: Soffione Dream/4 a quattro funzioni da controsoffitto, con flessibile di alimentazione acqua Dream/4 Shower head four functions for false ceiling, with flexible water connection
--	---


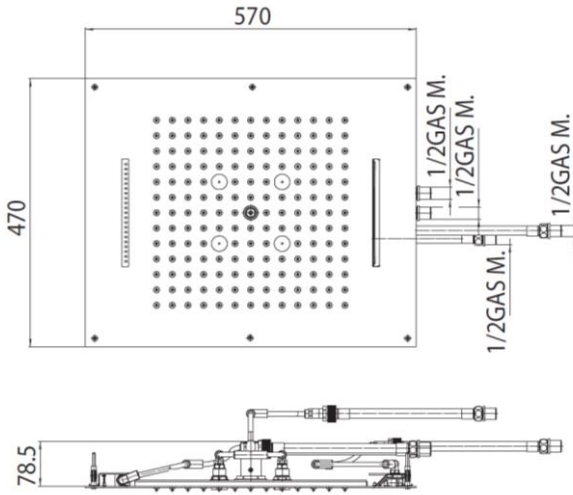
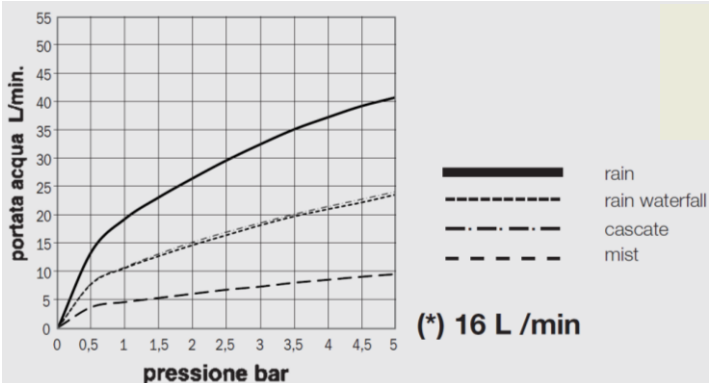
Foto / image 	Disegni / drawings 
--	---

Grafico di portata / Flow rate diagram 

MATERIALI / materials PIASTRE IN ACCIAIO AISI 304, GUARNIZIONE DI TENUTA EPDM, RACCORDERIA OTTONE - PLATES MADE BY STAINLESS STEEL, SEALS BY EPDM AND FITTINGS BY BRASS

CARATTERISTICHE IDRAULICHE / hydraulic features					
	pressione pressure	portata flow rate	temperatura temperature	<i>solo per miscelatori termostatici</i> <i>only for thermostatic mixers</i>	
min	1bar	> 16L/min	--	Blocco di sicurezza safety lock	/
max	5bar	--	<70°C	Temperatura acqua fredda cold water temperature	/
consigliata recommended	2-3 bar	>16L/min	<42°C	Temperatura acqua calda hot water temperature	/

CARATTERISTICHE ELETTRICHE / electrical features			
V di esercizio work voltage	--	Interruttore switch	--
Trasformatore transformer	--	Touch Panel	--

CERTIFICAZIONI / CERTIFICATIONS
--

CONFORMITA' / CONFORMITY UNI EN 1112
--